



*marzocchi*

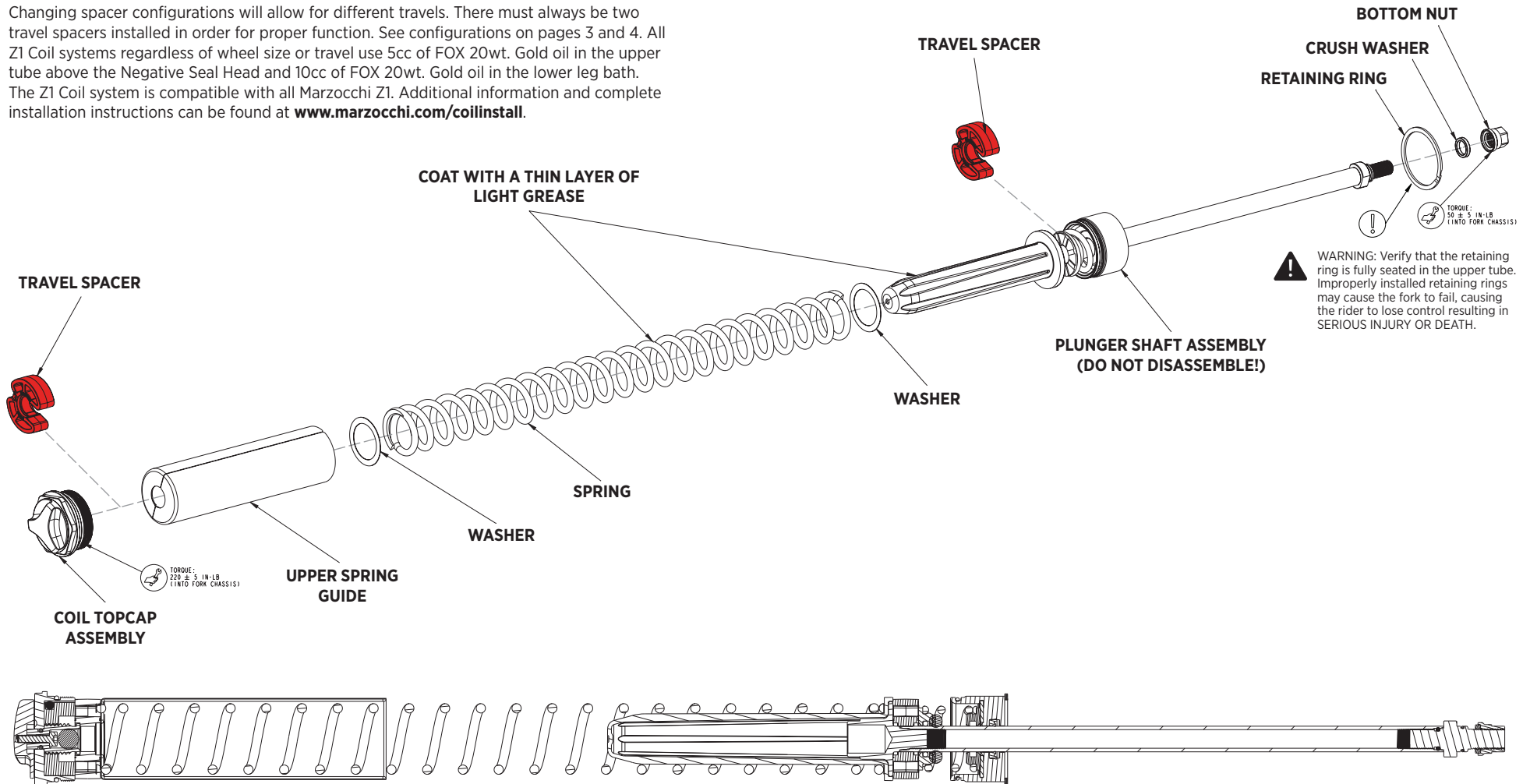
**Z1** **coil**

CONFIGURATION GUIDE

## MARZOCCHI BOMBER Z1 COIL ASSEMBLY

Maximum travel for 27.5in forks is 180mm. Maximum travel for 29in forks is 170mm.

Changing spacer configurations will allow for different travels. There must always be two travel spacers installed in order for proper function. See configurations on pages 3 and 4. All Z1 Coil systems regardless of wheel size or travel use 5cc of FOX 20wt. Gold oil in the upper tube above the Negative Seal Head and 10cc of FOX 20wt. Gold oil in the lower leg bath. The Z1 Coil system is compatible with all Marzocchi Z1. Additional information and complete installation instructions can be found at [www.marzocchi.com/coilinstall](http://www.marzocchi.com/coilinstall).



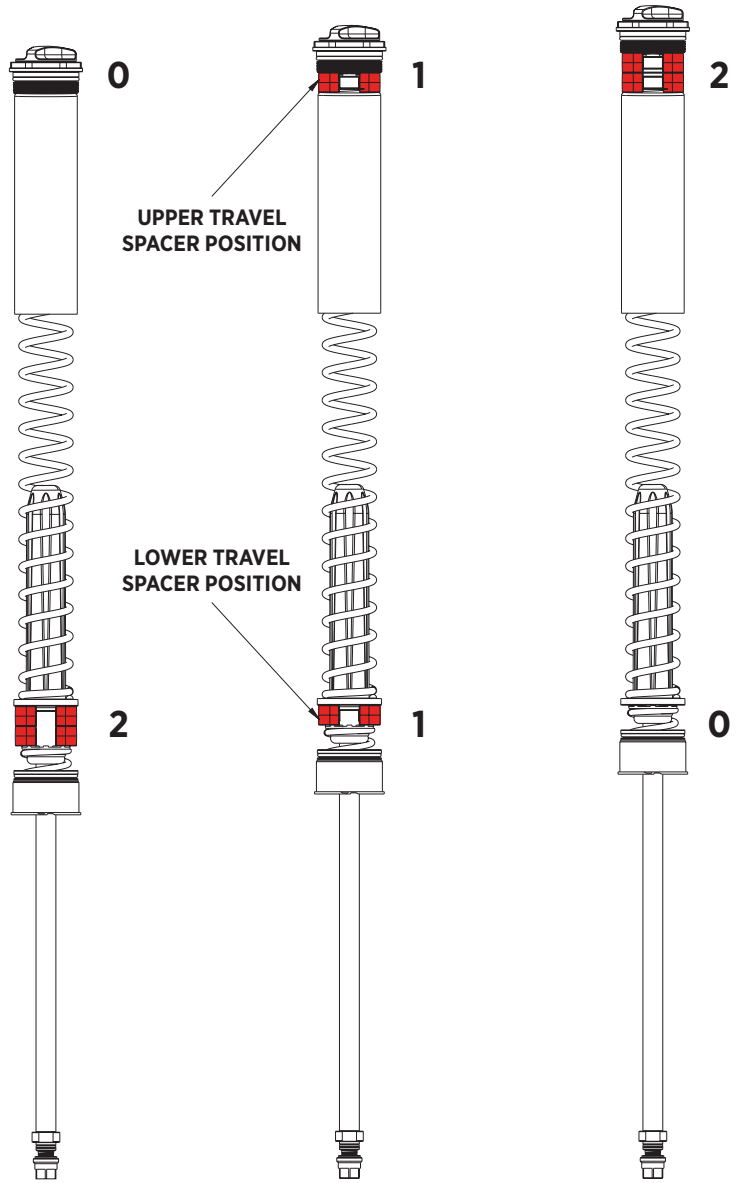
**!** WARNING: Marzocchi products should be serviced by a trained bicycle service technician, in accordance with Marzocchi specifications. If you have any doubt whether or not you can properly service your Marzocchi product, then DO NOT attempt it. Improperly serviced products can fail, causing the rider to lose control resulting in SERIOUS INJURY OR DEATH.

**!** WARNING: Never attempt to modify travel spacers or plunger shaft assemblies, as this can damage your fork causing a loss of control of the bicycle leading to SERIOUS INJURY or DEATH.

**!** WARNING: Marzocchi suspension products contain pressurized nitrogen, air, oil, or all 3. Suspension misuse can cause property damage, SERIOUS INJURY OR DEATH. DO NOT puncture, incinerate or crush any portion of a Marzocchi suspension product. DO NOT attempt to disassemble any portion of a Marzocchi suspension product, unless expressly instructed to do so by the applicable Marzocchi technical documentation, and then ONLY while strictly adhering to all Marzocchi instructions and warnings in that instance.

**!** WARNING: Modification, improper service, or use of aftermarket replacement parts with Marzocchi forks and shocks may cause the product to malfunction, resulting in SERIOUS INJURY OR DEATH. DO NOT modify any part of a fork or shock, including the fork brace (lower leg cross brace), crown, steerer, upper and lower leg tubes, or internal parts, except as instructed herein. Any unauthorized modification may void the warranty, and may cause failure of the fork or shock, resulting in SERIOUS INJURY OR DEATH.

**27.5in KIT CONFIGURATIONS**

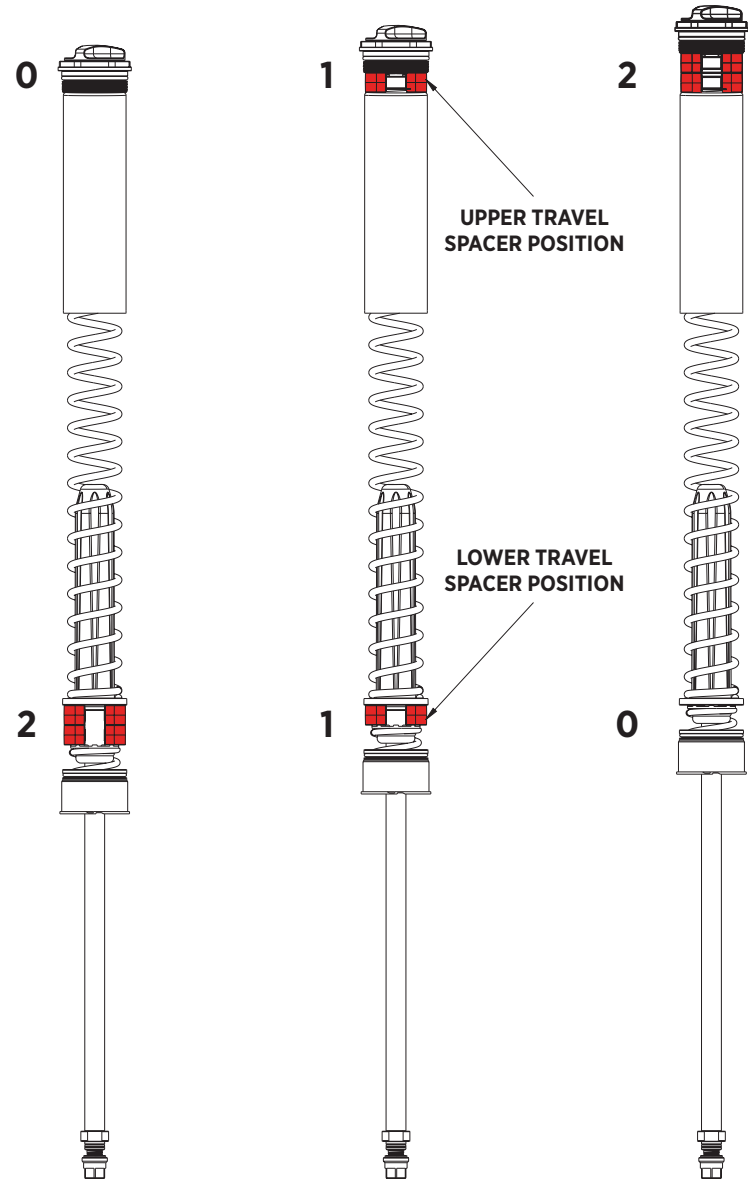


**TRAVEL CONFIGURATION:**  
27.5 - 160mm  
UPPER TRAVEL SPACERS: 0  
LOWER TRAVEL SPACERS: 2

**TRAVEL CONFIGURATION:**  
27.5 - 170mm  
UPPER TRAVEL SPACERS: 1  
LOWER TRAVEL SPACERS: 1

**TRAVEL CONFIGURATION:**  
27.5 - 180mm  
UPPER TRAVEL SPACERS: 2  
LOWER TRAVEL SPACERS: 0

**29in KIT CONFIGURATIONS**



**TRAVEL CONFIGURATION:**  
29 - 150mm  
UPPER TRAVEL SPACERS: 0  
LOWER TRAVEL SPACERS: 2

**TRAVEL CONFIGURATION:**  
29 - 160mm  
UPPER TRAVEL SPACERS: 1  
LOWER TRAVEL SPACERS: 1

**TRAVEL CONFIGURATION:**  
29 - 170mm  
UPPER TRAVEL SPACERS: 2  
LOWER TRAVEL SPACERS: 0

### SPRING RATE COLOR GUIDE

Rider Weight		SPRING		Rebound
(lbs)	(kgs)	Color	Rate	Grip
120-150	54-68	Purple	Soft	13-11
150-180	68-82	Blue	Medium	10-8
180-210	82-95	Green	Firm	7-5
210-250	95-113	Yellow	X-Firm	4-1

**Z1 COIL SOFT** Rebound: # = clicks out from & fully closed

Rider Weight		SPRING		Rebound
(lbs)	(kgs)	Color	Rate	Grip
120-150	54-68	Purple	Soft	13-11
150-180	68-82	Blue	Medium	10-8
180-210	82-95	Green	Firm	7-5
210-250	95-113	Yellow	X-Firm	4-1

**Z1 COIL MEDIUM** Rebound: # = clicks out from & fully closed

Rider Weight		SPRING		Rebound
(lbs)	(kgs)	Color	Rate	Grip
120-150	54-68	Purple	Soft	13-11
150-180	68-82	Blue	Medium	10-8
180-210	82-95	Green	Firm	7-5
210-250	95-113	Yellow	X-Firm	4-1

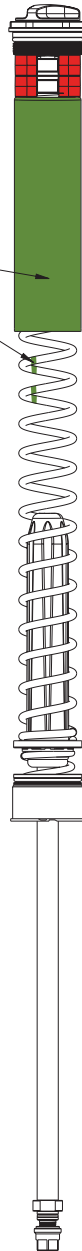
**Z1 COIL FIRM** Rebound: # = clicks out from & fully closed

Rider Weight		SPRING		Rebound
(lbs)	(kgs)	Color	Rate	Grip
120-150	54-68	Purple	Soft	13-11
150-180	68-82	Blue	Medium	10-8
180-210	82-95	Green	Firm	7-5
210-250	95-113	Yellow	X-Firm	4-1

**Z1 COIL X-FIRM** Rebound: # = clicks out & from fully closed

**COLOR OF UPPER SPRING GUIDES AND SPRING MARKINGS MUST MATCH**

GREEN (FIRM) SPRING AND UPPER SPRING GUIDES SHOWN

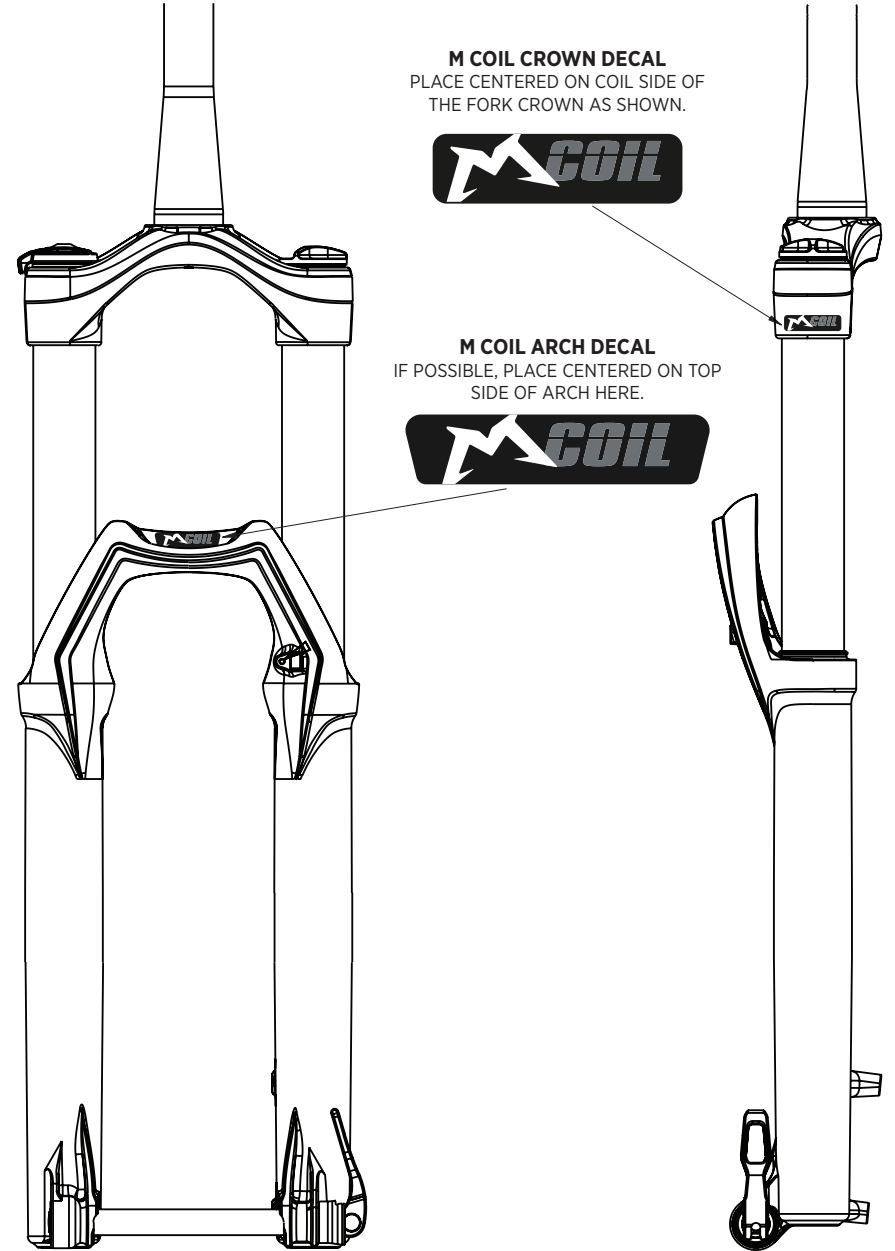


### M COIL DECAL PLACEMENT GUIDE

**M COIL CROWN DECAL**  
PLACE CENTERED ON COIL SIDE OF THE FORK CROWN AS SHOWN.



**M COIL ARCH DECAL**  
IF POSSIBLE, PLACE CENTERED ON TOP SIDE OF ARCH HERE.





***marzocchi***

©FOX FACTORY, INC. 2019 // 1.800.FOX.SHOX  
915 Disc Drive, Scotts Valley, CA 95066 USA  
TEL 831.768.1100

605-01-265 REV A

**MARZOCCHI.COM**